

METAL SHELF


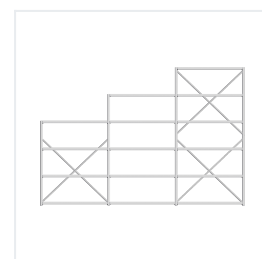


Steel shelf unit for use in offices, archives, stores, warehouses, etc. High quality, aesthetic values and high durability allow to use the unit in any room. Shelf unit can be freely configured. The simple construction allows self-assembly.

Standard execution:

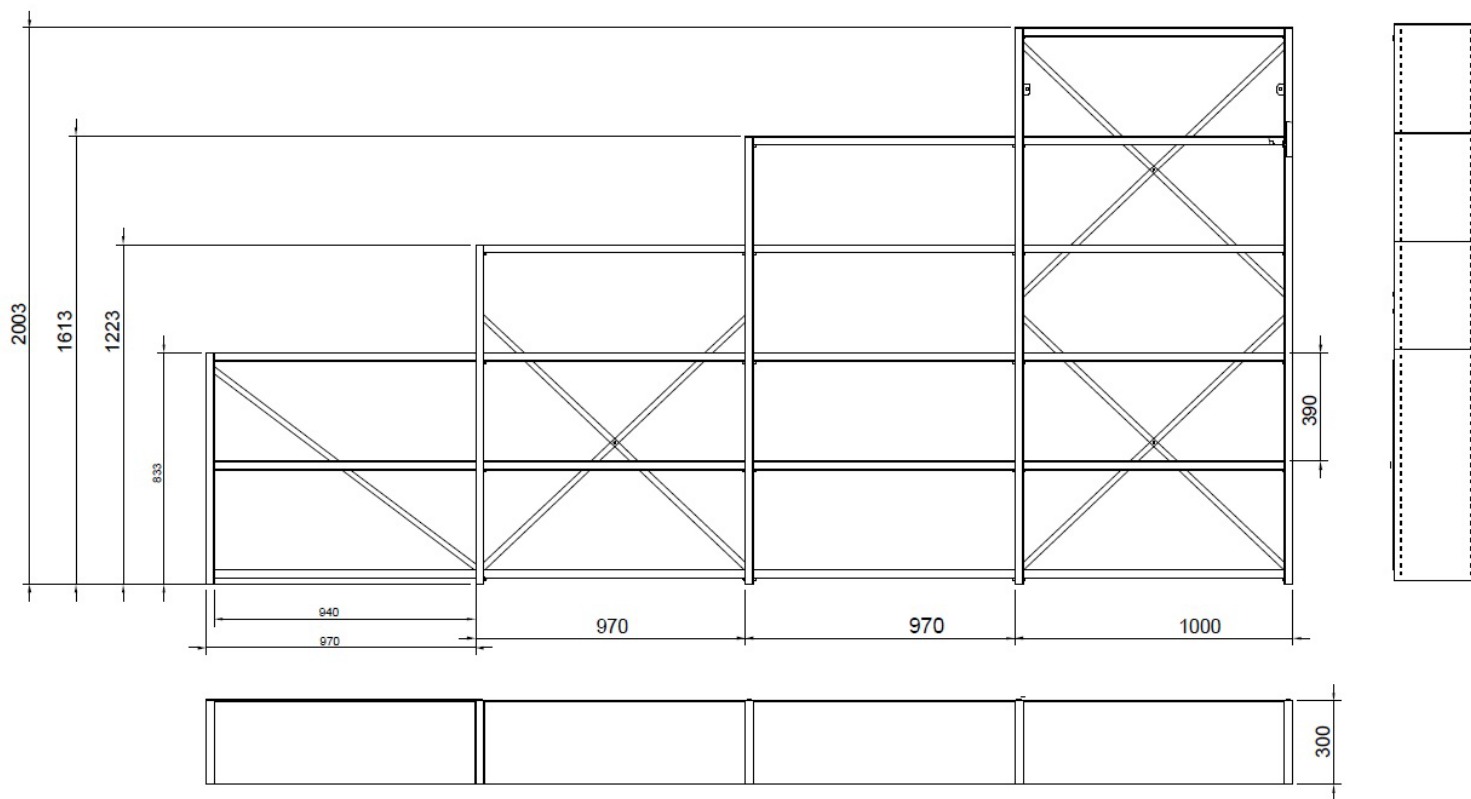
- shelf unit is made of 0.8 mm thick steel sheet
- lacquered with [Facade type polyester powder paint](#) in RAL 9003 (white)
- shelf loading up to 75 kg with an even distribution

Shelf unit is sold in segments. There are three shelving heights, each has a standard number of shelves (see table). You can order additional shelves. Each shelf unit is equipped with hooks to attach it to the wall. It is possible to use one side wall as common for two segments, eg: single-segment rack – 2 side walls, two-segment rack – 3 side walls, three-segment rack – 4 side walls, etc., which reduces the purchase costs.



| | Metal shelf 1 | Metal shelf 2 | Metal shelf 3 | Metal shelf 4 |
|-------------------------------|---------------|---------------|---------------|---------------|
| Height of the side wall [mm] | 833 | 1223 | 1613 | 2003 |
| Width [mm] | 1000 | 1000 | 1000 | 1000 |
| Depth of shelf [mm] | 300 | 300 | 300 | 300 |
| Width of shelf [mm] | 940 | 940 | 940 | 940 |
| Number of shelves | 3 | 4 | 5 | 6 |
| Distance between shelves [mm] | adjustable | adjustable | adjustable | adjustable |

ATTENTION! Each shelf unit must be set in a way that guarantees stability.



POSSIBILITY OF IMPLEMENTATION



INDIVIDUAL COLOR

Any color from RAL pallet



SHEET THICKNESS

Made of thicker steel sheet increases the load capacity of the shelves

