


INTERNAL HYDRANT WITH CONSTANT FLOW DN52 WITH REEL


Product symbol

 PN-EN 671-2C-3-52/20 Qconst -
vertical version

Product code

S-HQ52-C3G6GW20



Internal hydrant with constant flow with lay flat hose 52 mm. Nominal working pressure from 0.2 MPa to 0,7 MPa.

HYDRANT DIMENSION:

Height: 1100 mm

Width: 800 mm

Depth: 250 mm

RECESS DIMENSION:

Height: n/a

Width: n/a

Depth: n/a

SUPPORTING LEGS: (option)

Height: n/a


Amount: n/a

Specially developed solutions allow to install hydrant in the supply network with a pressure of up to **2.5 MPa**.

Find out more about [hydrants with constant flow](#).

Hydrant protected by:

- trademark established by protective law no 185129
- EU industrial design no 001777418-0002
- utility model nr 62999
- utility model nr 64713


Standard design:

- hydrant cabinet STANDARD – steel sheet lacquered with [Facade type polyester powder paint](#) in red (RAL 3000) or white (RAL 9003) color; thanks to cover hinge cabinet door are opening for 180°
- 52 hydrant valve
- ball valve
- pressure control and adjustment device
- hose support – cradle in RAL 3000 color
- lay flat hose $\varnothing 52$ mm according to PN-EN 14540:2005(U)
- hydrant nozzle type PWh-52 according to PN-EN-671-2, fixed connection to fire hose by crimping the nozzle with aluminum sleeve
- Patent lock
- marking: sign "Hydrant" according to PN-EN ISO 7010:2012 + information plate according to PN-EN 671-1
- documentation: instruction of assembly and maintenance
- instruction of change from right to left side
- guarantee card
- identification number

Internal hydrants with constant flow have been tested by CNBOP-PIB in Józefów, testing report no 203/BS/13.

Test results of internal hydrant PN-EN 671-2C-1-52/20 QConst with fixed setting of the output pressure (factory setting).

Water flow rate Q [dm ³ /min]	Type of water current	Supply pressure values		
		0,5 MPa	1,0 MPa	1,5 MPa
	Compact jet	155,7	157,7	158,1
	Dispersed jet	172,0	184,0	178,0

POSSIBILITY OF IMPLEMENTATION



GALVANIZED STEEL SHEET

Lacquered with **Facade** type polyester facade paint. Solution resistant to atmospheric condition and UV radiation



INOX

Stainless steel type 304 with 240 cut or 316L. In aggressive environment (e.g. swimming pools) recommended is only 316L steel



LASER-CUT PATTERN

On the door, using a laser cutter, we can cut any pattern, lettering or logo



SAFETY GLASS

Door with matt or transparent glass. Any graphic can be used



PLEXI WINDOW

Window in door protected by plexi



INDIVIDUAL COLOR

Any color from RAL pallet



NON-STANDARD DIMENSIONS


Possible to adopt dimensions to customer request



NOZZLE CRIMPING

- nozzle crimping with aluminum sleeve in standard
- nozzle crimping with brass sleeve

TYPE OF LOCK



PATENT LOCK

Large quantity of cabinets can be opened with one key. The key for emergency opening is located behind the safety glass.



EURO LOCK

Twist lock adapted to put seal on.