


INTERNAL HYDRANT DN25 MOUNTED IN RECESS – SIDE VERSION



Product symbol	Product code
PN-EN 671-1[W-25/30] -side version	S-25-WB30
PN-EN 671-1[W-25/20] -side version	S-25-WB20

Internal hydrant DN25 mounted in recess with 25 mm semi-rigid fire hose - side version. Holes for water connection are blanked, enable to connect to water pipe 1" or 2". Working pressure from 0,2 to 1,2 MPa.



Hydrant weight: about 27 kg



Europallet (120 x 80 x height up to 200 cm): 6 pcs.

HYDRANT DIMENSION:

Height: 650 mm
Width: 280 mm
Depth: 700 mm

RECESS DIMENSION:

Height: 670 mm
Width: 300 mm
Depth: 710 mm

SUPPORTING LEGS: (option)

Height: 800 mm
Amount: 2 pcs.



Hydrant protected by:

- trademark established by protective law no 185129
- EU industrial design no 001777418-0002
- utility model nr 62999
- utility model nr 64713

Standard design:

- hydrant cabinet STANDARD – steel sheet lacquered with [Facade type polyester powder paint](#) in red (RAL 3000) or white (RAL 9003) color; thanks to cover hinge cabinet door are opening for 180°
- 25 brass hydrant valve Supron 3 manufacturing
- fire hose reel in RAL 3000 color with brass water axis and brake for controlling the unwind force
- $\varnothing 25$ mm semi-rigid fire hose 20 m or 30 m length according to PN-EN 694, fixed connection to water axis by crimping the hose with aluminum sleeve
- hydrant nozzle type PWh-25 according to PN-EN-671-1, fixed connection to fire hose by crimping the nozzle with aluminum sleeve
- valve and water axis connection hose; all thread connections without hose clamps
- Patent lock
- 4-piece frame for self-assembly
- marking: sign "Hydrant" according to PN-EN ISO 7010:2012 + information plate according to PN-EN 671-1
- documentation: instruction of assembly and maintenance
- guarantee card
- identification number

HYDRAULIC PROPERTIES

Working pressure: from 0,2 MPa to 1,2 MPa

Diffused conical water stream – not less than 45 degree

Flow rate /efficiency/	Pressure [MPa]	hose 30 mb		hose 20 mb	
		Dispersed stream	Compact stream	Dispersed stream	Compact stream

Equivalent diameter 10 mm	0,2	61 l/min	60 l/min	65 l/min	64 l/min
	0,4	86 l/min	85 l/min	92 l/min	91 l/min
	0,6	104 l/min	103 l/min	112 l/min	111 l/min
Factor K		43		46	
Effective coverage range of the water jet at a pressure of 0.2 MPa (plus hose length / 20 m or 30 m):					
Equivalent diameter 10 mm	0,2	4,5 m	11,8 m	4,5 m	11,8 m
	0,4	7,0 m	14,4 m	7,0 m	14,4 m
	0,6	8,1 m	18,0 m	8,1 m	18,0 m

Attention! The dependence of the flow rate Q on the pressure P is given by the equation: $Q = K\sqrt{10P}$, where Q is expressed in liters / minute and P in

POSSIBILITY OF IMPLEMENTATION



GALVANIZED STEEL SHEET

Lacquered with **Facade** type polyester facade paint. Solution resistant to atmospheric condition and UV radiation



INOX

Stainless steel type 304 with 240 cut or 316L. In aggressive environment (e.g. swimming pools) recommended is only 316L steel



LASER-CUT PATTERN

On the door, using a laser cutter, we can cut any pattern, lettering or logo



SAFETY GLASS

Door with matt or transparent glass. Any graphic can be used



PLEXI WINDOW

Window in door protected by plexi




INDIVIDUAL COLOR

Any color from RAL pallet




NON-STANDARD DIMENSIONS

Possible to adopt dimensions to customer request



CONNECTION OF HOSE CONNECTING HYDRANT VALVE WITH WATER AXIS – STANDARD

- thread connection in standard
- connection by adapter and hose coupling



25 VALVE WITH ROTATING ADAPTER – OPTIONAL

- thread connection in standard
- connection by adapter and hose coupling



NOZZLE CRIMPING

- nozzle crimping with aluminum sleeve in standard
- nozzle crimping with brass sleeve

TYPE OF LOCK



PATENT LOCK

Large quantity of cabinets can be opened with one key. The key for emergency opening is located behind the safety glass.



EURO LOCK

Twist lock adapted to put seal on.