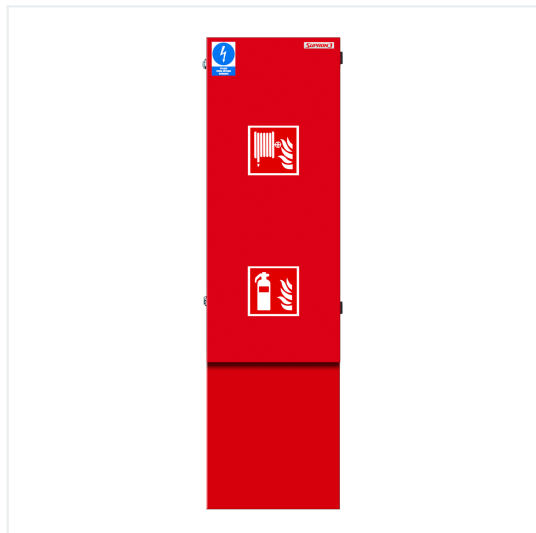


INTERNAL HYDRANT DN33 WITH PLACE FOR FIRE EXTINGUISHER UNDER THE HOSE REEL WITH THERMAL INSULATION – SIDE VERSION



Product symbol	Product code
PN-EN 671-1[Z-33/30G] - side version	S-330-ZBG30-OFT
PN-EN 671-1[Z-33/20G] - side version	S-330-ZBG20-OFT



Internal hydrant DN33 mounted on the wall with place for fire extinguisher with 25 mm semi-rigid fire hose. Insulated and heated version. Working pressure from 0,2 to 0,7MPa.

HYDRANT DIMENSION:

Height: 1000 mm
Width: 400 mm
Depth: 820 mm

RECESS DIMENSION:

Height: n/a
Width: n/a
Depth: n/a

SUPPORTING LEGS: (option)

Height: 450 mm
Amount: 2 pcs.

Internal hydrant with thermal insulation are adapted to work in places exposed to low temperatures, such as: car parks, halls, warehouses, etc. A 150W heating element with a thermostat allows to maintain a temperature of +5°C inside the hydrant.

Hydrant protected by:

- Trademark established by protective law no 185129
- EU industrial design no 001777418-0002
- Utility model nr 62999
- Utility model nr 64713

Standard design:

- hydrant cabinet GALVANIZED steel sheet lacquered with Facade type polyester powder paint in red (RAL 3000) or white (RAL 9003) color; full door; cabinet door can be opened by 180°
- 52 aluminum hydrant valve with slant reduction
- fire hose reel in RAL 3000 color hinged for 180°, with water axis
- φ33 mm semi-rigid fire hose 20 m or 30 m length according to PN-EN 694, fixed connection to water axis by crimping the hose with aluminum sleeve
- hydrant nozzle type PWh-33 according to PN-EN-671-1, fixed connection to fire hose by crimping the nozzle with aluminum sleeve
- valve and water axis connection hose; all thread connections without hose clamps
- 150W heating element with thermostat, 230V
- buckle lock
- marking: sign "Hydrant" and "Fire Extinguisher" according to PN-EN ISO 7010:2012 + information plate according to PN-EN 671-1
- documentation: instruction of assembly and maintenance
- instruction of change from right to left side
- guarantee card

HYDRAULIC PROPERTIES

Working pressure: from 0,2 MPa to 0,7 MPa

Diffused conical water stream – not less than 45 degree.

Flow rate /efficiency/	Pressure [MPa]	hydrant valve 52 mm		ball valve 32 mm	
		Dispersed stream	Compact stream	Dispersed stream	Compact stream
Equivalent diameter 12 mm	0,2	107 l/min	90 l/min	108 l/min	91 l/min
	0,4	151 l/min	128 l/min	152 l/min	129 l/min
	0,6	184 l/min	157 l/min	185 l/min	158 l/min
Factor K		75	64	76	64
Effective coverage range of the water stream (+ the length of the hose 20 or 30 m)					
Equivalent diameter 12 mm	0,2	4,1 m	10,4 m	4,2 m	10,6 m

Attention! The dependence of the flow rate Q on the pressure P is given by the equation: $Q = Kv\sqrt{10P}$, where Q is expressed in liters / minute and P in megapascals.

POSSIBILITY OF IMPLEMENTATION



INOX

Stainless steel type 304 with 240 cut or 316L. In aggressive environment (e.g. swimming pools) recommended is only 316L steel




INDIVIDUAL COLOR

Any color from RAL pallet



NON-STANDARD DIMENSIONS

Possible to adopt dimensions to customer request



CONNECTION OF HOSE CONNECTING HYDRANT VALVE WITH WATER AXIS – STANDARD

- thread connection in standard
- connection by adapter and hose coupling




NOZZLE CRIMPING

- nozzle crimping with aluminum sleeve in standard
- nozzle crimping with brass sleeve



52 VALVE WITH SLANT REDUCTION

Hydrant can be connected to DN52 water supply due to 52 valve with slant reduction



BALL VALVE 32 – OPTIONAL

Possible to use 5/4" ball valve (32)

TYPE OF LOCK



BUCKLE LOCK

It can be closed with a padlock or secured with a seal. Secure with a padlock, order a key box and attach it to the hydrant door.