

INTERNAL HYDRANT DN25 MOUNTED ON THE WALL WITH PLACE FOR FIRE EXTINGUISHER UNDER THE HOSE REEL – UNIVERSAL FIT TO WALKING ROUTES



Product symbol	Product code
PN-EN 671-1-[Z-25/30G]RIT- vertical version CP	S-2SF1-2GW30
PN-EN 671-1-[Z-25/20G]RIT- vertical version CP	S-2SF1-2GW20

Internal hydrant mounted on the wall with place for fire extinguisher with 25 mm semi-rigid fire hose. Depth 180 mm. Universal fit to walking routes.



Hydrant weight: about 31 kg



Europallet (120 x 80 x height up to 200 cm): 11 pcs.

HYDRANT DIMENSION:

Height: 900 mm
Width: 1110 mm
Depth: 180 mm

RECESS DIMENSION:

Height: n/a
Width: n/a
Depth: n/a


SUPPORTING LEGS: (option)

Height: 550 mm
Amount: 2 pcs.



Hydrant protected by:

- trademark established by protective law no 185129
- EU industrial design no 001777418-0002
- utility model nr 62999
- utility model nr 64713



Standard design:

- hydrant cabinet STANDARD – steel sheet lacquered with [Facade type polyester powder paint](#) in red (RAL 3000) or white (RAL 9003) color; thanks to cover hinge cabinet door are opening for 180°, with place for fire extinguisher
- 25 brass hydrant valve Supron 3 manufacturing
- fire hose reel in RAL 3000 color hinged for 180°, with brass water axis and brake for controlling the unwind force
- $\varnothing 25$ mm semi-rigid fire hose 20 m or 30 m length according to PN-EN 694, fixed connection to water axis by crimping the hose with aluminum sleeve
- hydrant nozzle type PWh-25 according to PN-EN-671-1, fixed connection to fire hose by crimping the nozzle with aluminum sleeve
- valve and water axis connection hose; all thread connections without hose clamps
- Patent lock
- marking: sign "Hydrant" and "Fire Extinguisher" according to PN-EN ISO 7010:2012 + information plate according to PN-EN 671-1
- documentation: instruction of assembly and maintenance
- instruction of change from right to left side
- guarantee card
- identification number

HYDRAULIC PROPERTIES

Working pressure: from 0,2 MPa to 1,2 MPa

Diffused conical water stream – not less than 45 degree

		hose 30 mb		hose 20 mb	
Flow rate /efficiency/	Pressure [MPa]	Dispersed stream	Compact stream	Dispersed stream	Compact stream
Equivalent diameter 10 mm	0,2	61 l/min	60 l/min	65 l/min	64 l/min
	0,4	86 l/min	85 l/min	92 l/min	91 l/min
	0,6	104 l/min	103 l/min	112 l/min	111 l/min
Factor K		43		46	
Effective coverage range of the water jet at a pressure of 0.2 MPa (plus hose length / 20 m or 30 m):					
Equivalent diameter 10 mm	0,2	4,5 m	11,8 m	4,5 m	11,8 m
	0,4	7,0 m	14,4 m	7,0 m	14,4 m
	0,6	8,1 m	18,0 m	8,1 m	18,0 m

Attention! The dependence of the flow rate Q on the pressure P is given by the equation: $Q = K\sqrt{10P}$, where Q is expressed in liters / minute and P in megapascals.

POSSIBILITY OF IMPLEMENTATION



GALVANIZED STEEL SHEET

Lacquered with **Facade** type polyester facade paint. Solution resistant to atmospheric condition and UV radiation



INOX

Stainless steel type 304 with 240 cut or 316L. In aggressive environment (e.g. swimming pools) recommended is only 316L steel



LASER-CUT PATTERN

On the door, using a laser cutter, we can cut any pattern, lettering or logo



SAFETY GLASS

Door with matt or transparent glass. Any graphic can be used



PLEXI WINDOW

Window in door protected by plexi



INDIVIDUAL COLOR

Any color from RAL pallet




NON-STANDARD DIMENSIONS

Possible to adopt dimensions to customer request




UNIVERSALITY

Very easy change of the right / left side water connection by rotating the cabinet by 180°. The connection holes are plugged



CONNECTION OF HOSE CONNECTING HYDRANT VALVE WITH WATER AXIS – STANDARD

- thread connection in standard
- connection by adapter and hose coupling



25 VALVE WITH ROTATING ADAPTER – OPTIONAL

- thread connection in standard
- connection by adapter and hose coupling



NOZZLE CRIMPING

- nozzle crimping with aluminum sleeve in standard
- nozzle crimping with brass sleeve



52 VALVE WITH SLANT REDUCTION

Hydrant can be connected to DN52 water supply due to 52 valve with slant reduction

TYPE OF LOCK



PATENT LOCK

Large quantity of cabinets can be opened with one key. The key for emergency opening is located behind the safety glass.



EURO LOCK

Twist lock adapted to put seal on.